

# DIO Optima 1.50

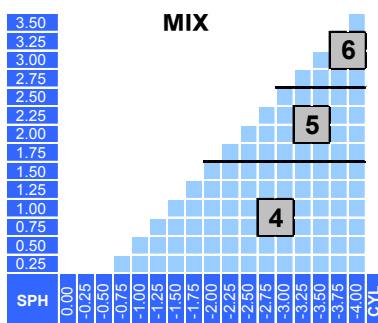
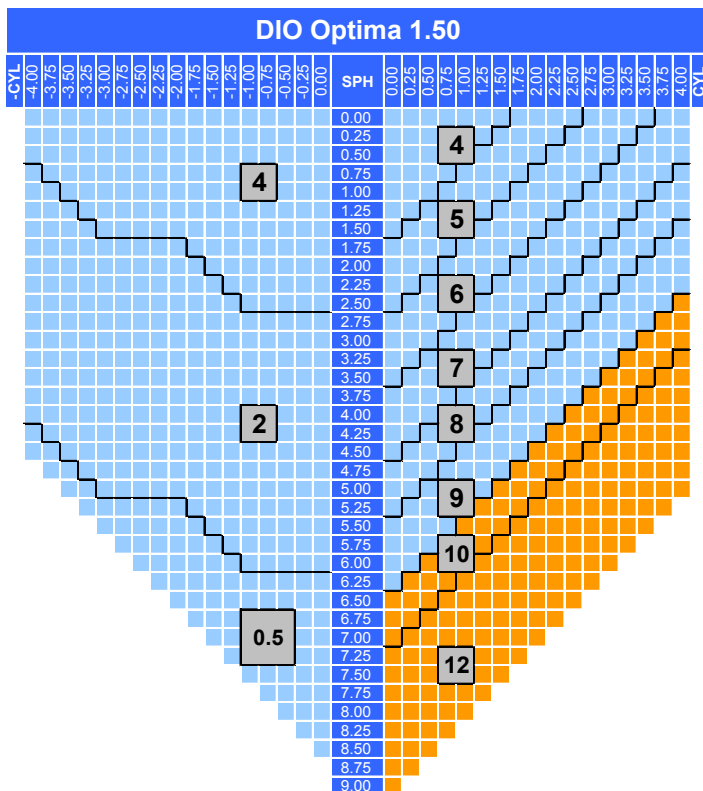
## Specification

Material	CR39	Addition (dpt)	0.75~3.50
Refractive Index	1.498	Base curve	0.5~12BC
Gravity	1.32	Max Diameters (mm)	75
Abbe Value	58	Fitting Height (mm)	14/16/18/20
UV cut off (nm)	350	Available Corridor length (mm)	7/9/11/13
Color	Clear	ID Mark	DIC

## Lens Features

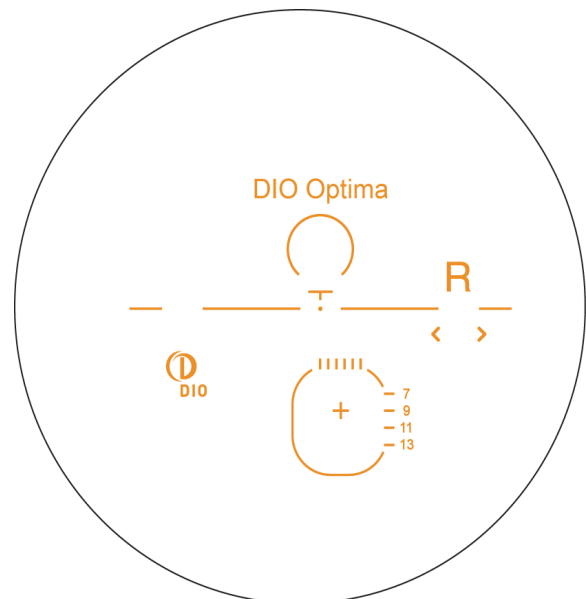
- Dynamic Vision Optimization
- Ray tracing optimization
- Rx compensation with wearer's parameters
- Individual reading distance
- Optimized Inset amount
- Wearer's Initial Laser engraving

## Power Chart



**65R**   **70R**  
**Addition = +2.00**  
**Index = Lens Index**

## Lens Marking Layout



## Add-on Features

- Precal
- Remote Edging
- Special thickness
- Rx compensation
- Decentration
- Hi cylinder (4-6)
- Prism ( $\leq 4 \Delta$ )
- Mirror coating
- Tinting

※ When your prescription is over of range, please contact us directly.